

Love You Lots Thank You Card

Marisa Alvarez

847 922-6795 call/text

marisa@kitchentablestamper.com

marisaalvarez.stampinup.net



Measurements:

Crumb Cake - 8 1/2 x 5 1/2"

Whisper White - 3 1/4" square and 2 1/2" square

Affectionately Yours DSP - 2 3/4 x 1"

Mint Macaron - 2 3/4" square

Calypso Coral - 1 1/2" square

Instructions:

1. Score Crumb Cake cardstock on the landscape side at 4 1/4 and fold to make an A2 card base.
2. Stamp Sentiment from Thankful Thoughts as shown on the card base using a Calypso Coral Stampin' Pad.
3. Die cut a small heart from Calypso Coral scrap using the Wish Big Framelits die set. Punch a 1/16" hole in the top of the heart making a charm. Wrap the card twice with linnen thread and tie on the Calypso Coral heart as shown.
4. Cut a hill shape on the Affectionately Yours DSP and glue it to the Mint Macaron square. Die cut with the largest Stitched Shapes Framelits square.
5. Cut the largest scallop square from the Layering Squares Framelits out of the larger square of Whisper White. Glue the Mint Macaron square to the Whisper White scallop mat. Adhere to card face with dimensionals.
6. Using Memento ink, stamp a frog and "you" thought bubble on the remaining Whisper White square. Color and cut out the frog and biggest part of the thought bubble. Stamp the thought bubble in the upper right corner of the Mint Macaron square. Adhere the frog and "you" using dimensionals.
7. Color the bottom two thought bubbles with a touch of white gel pen.

Love You Lots Thank You Card

Marisa Alvarez

847 922-6795 call/text

marisa@kitchentablestamper.com

marisaalvarez.stampinup.net



[Love You Lots Clear-Mount Stamp Set](#)

141801




[Layering Squares Framelits Dies](#)

141708



[Wish Big Framelits Dies](#)

141476



[Stitched Shapes Framelits Dies](#)

145372



[Big Shot](#)

143263



[Simply Scored](#)

122334



[Snail Adhesive](#)

104332



[Stampin' Dimensionals](#)

104430

Love You Lots Thank You Card

Marisa Alvarez
847 922-6795 call/text
marisa@kitchentablestamper.com
marisaalvarez.stampinup.net



Images © Stampin' UP! 1990-Current

Tuxedo Black
Memento Ink Pad

132708



Images © Stampin' UP! 1990-Current

Linen Thread
104199



Images © Stampin' UP! 1990-Current

1/16" (1.6 Mm) Circle
Punch


134363



Images © Stampin' UP! 1990-Current

Affectionately Yours
Specialty Designer
Series Paper

141632



Images © Stampin' UP! 1990-Current

Whisper White 8-1/2"
X 11" Cardstock

100730



Images © Stampin' UP! 1990-Current

Crumb Cake 8-1/2" X
11" Cardstock

120953



Images © Stampin' UP! 1990-Current

Mint Macaron 8-1/2" X
11" Cardstock

138337



Images © Stampin' UP! 1990-Current

Calypso Coral 8-1/2"
X 11" Cardstock

122925


Love You Lots Thank You Card

Marisa Alvarez

847 922-6795 call/text

marisa@kitchentablestamper.com

marisaalvarez.stampinup.net



Calypso Coral Classic Stampin' Pad

126983