

Glamper Greetings Card

How to Watercolor with Stampin' Pads

Marisa Alvarez

847 922-6795 call/text

marisa@kitchentablestamper.com

marisaalvarez.stampinup.net



Measurements:

Emerald Envy - 8 1/2 x 5 1/2 scored at 4 1/4

Whisper White - 4 3/4 x 3 1/2, 1/2 x 3 1/4

Melon Mambo - 1/2 x 4

Pumpkin Pie - 1/8 x 3 1/2

Festive Birthday DSP - 1/2 x 4 3/4

Moroccan DSP - 3/4 x 4 3/4

Melon Mambo Thick Bakers Cord - 10 inches

Supply List:

Glamer Greetings Card

How to Watercolor with Stampin' Pads

Marisa Alvarez

847 922-6795 call/text

marisa@kitchentablestamper.com

marisaalvarez.stampinup.net



[Festive Birthday Designer Series Paper - 141630](#)



[Moroccan Designer Series Paper - 141645](#)



[Emerald Envy 8-1/2" X 11" Cardstock - 141415](#)



[Pumpkin Pie 8-1/2" X 11" Cardstock - 105117](#)



[Melon Mambo 8-1/2" X 11" Cardstock - 115320](#)

Glamer Greetings Card


How to Watercolor with Stampin' Pads

Marisa Alvarez

847 922-6795 call/text

marisa@kitchentablestamper.com


marisaalvarez.stampinup.net



[Whisper White 8-1/2" X 11" Cardstock - 100730](#)



[Tempting Turquoise Classic Stampin' Pad - 126952](#)



[Pumpkin Pie Classic Stampin' Pad - 126945](#)



[Melon Mambo Classic Stampin' Pad - 126948](#)



[Emerald Envy Classic Stampin' Pad - 141396](#)

Glamer Greetings Card

How to Watercolor with Stampin' Pads

Marisa Alvarez

847 922-6795 call/text

marisa@kitchentablestamper.com

marisaalvarez.stampinup.net



[Aqua Painters - 103954](#)




[Basic Black Archival Stampin' Pad - 140931](#)



[Simply Scored - 122334](#)



[Glamer Greetings Photopolymer Stamp Set - 142202](#)



[Melon Mambo Thick Baker's Twine - 141689](#)